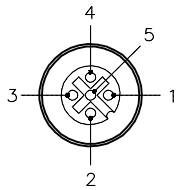
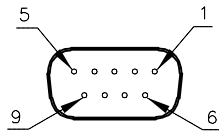


FEMALE END VIEW (J1)

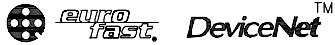


- 1 = BARE (SHIELD)
- 2 = RED (+ VOLTAGE)
- 3 = BLACK (- VOLTAGE)
- 4 = N/C
- 5 = WHITE (CAN_H)
- 6 = BLUE (CAN_L)

FEMALE END VIEW (J2)

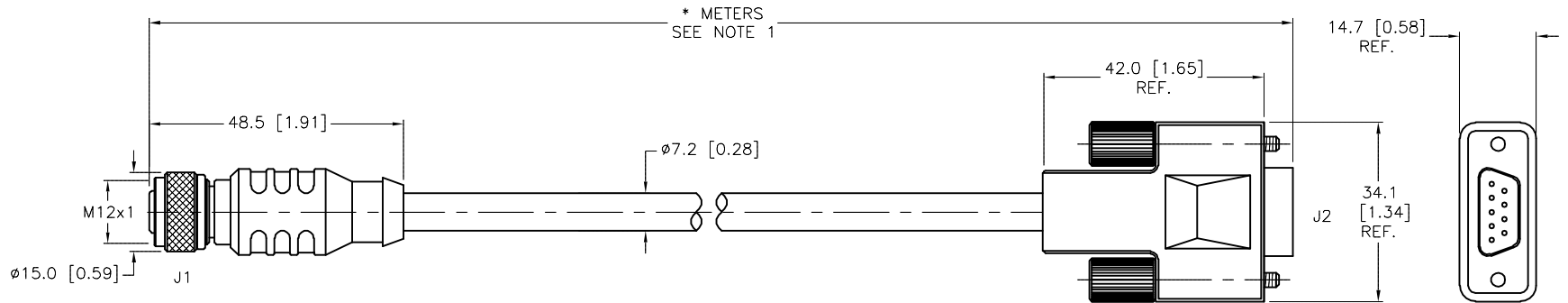


- 1 = N/C
- 2 = BLUE (CAN_L)
- 3 = BLACK (- VOLTAGE)
- 4 = N/C
- 5 = BARE (SHIELD)
- 6 = N/C
- 7 = WHITE (CAN_H)
- 8 = N/C
- 9 = RED (+ VOLTAGE)



SPECIFICATIONS

CONTACT CARRIER MATERIAL/COLOR	TPU/BLUE-GRAY (J1), NYLON/BLACK (J2)
MOLDED HEAD MATERIAL/COLOR	TPU/BLUE-GRAY (J1), POLYOLEFIN or PVC/BLACK (J2)
CONTACT MATERIAL/PLATING	BRASS/GOLD
COUPLING NUT MATERIAL/PLATING	BRASS/NICKEL
RATED CURRENT [A]	4.0 A
RATED VOLTAGE [V]	250 V
OUTER JACKET MATERIAL/COLOR	PVC/GRAY
CONDUCTOR INSULATION MATERIAL	FOAMED HDPE (DATA), PVC (POWER)
NUMBER OF CONDUCTORS [AWG]	4x22 AWG, 22 AWG DRAIN
SHIELD	FOIL (PAIRS), FOIL (OVERALL)
TEMPERATURE RATING	-40°C TO +80°C (-40°F TO +176°F)
PROTECTION CLASS	MEETS NEMA 1,3,4,6,13 AND IEC IP67 (IP20 (J2))



CABLE LENGTH	TOLERANCE*
ALL LENGTHS	+ 4% (OR 50mm) OF LENGTH - 0% (OR 0mm) OF LENGTH WHICHEVER IS GREATER
STRIP LENGTH	TOLERANCE*
0-7mm	±0.5mm
8-29mm	±1.0mm
30-49mm	±2.0mm
50-69mm	±3.0mm
70-100mm	±4.0mm
OVER 100mm	±5.0mm

* UNLESS OTHERWISE SPECIFIED

SOURCE DRAWING - FOR REFERENCE ONLY

NOTES:

1. "*" INDICATES CABLE LENGTH IN METERS. CONTACT TURCK TO ORDER SPECIFIC LENGTHS.

RELATED DOCUMENTS	3RD ANGLE PROJECTION	THIS DRAWING IS CONFIDENTIAL AND THE PROPERTY OF TURCK INC. USE OF THIS DOCUMENT WITHOUT WRITTEN PERMISSION IS PROHIBITED.		3000 CAMPUS DRIVE MINNEAPOLIS, MN 55441 1-800-544-7769 (763) 553-7300 (763) 553-0708 fax www.turck.us	
1.		DRFT	RDS	DATE	06/13/03
2.		APVD	GC	SCALE	1=1.3
3.	ALL DIMENSIONS DISPLAYED ON THIS DRAWING ARE FOR REFERENCE ONLY	UNIT OF MEASUREMENT			DESCRIPTION
4.		MILLIMETER [INCH]			
MATERIAL	CONTACT TURCK FOR MORE INFORMATION	IDENTIFICATION NO.			REV
FINISH		RKC DB9F 572-*M			E
DO NOT SCALE THIS DRAWING		FILE: 777005077			SHEET 1 OF 1

E	UPDATED SPECS PER ECO	TV	07/22/16	55660
REV	DESCRIPTION	BY	DATE	ECO NO.